



# **FORCEPOINT**

## **Sidewinder Control Center**

**Release Notes**

**5.3.2P10**

Revision A

# Table of contents

- 1 About this release.....3**
- 2 Resolved issues.....4**
- 3 Installation instructions.....5**
  - Hardware appliance requirements.....5
  - Virtual appliance requirements.....6
- 4 Known issues.....8**
- 5 Find product documentation.....9**
  - Product documentation.....9

# About this release

This document contains important information about the current release. We strongly recommend that you read the entire document.

Forcepoint™ Sidewinder® Control Center version 5.3.2P10 provides support for Forcepoint Sidewinder version 8.3.2.P09 and earlier (8.x.x and 7.0.1.03). The system must be on version 5.3.2P02 to install the 5.3.2P10 patch.

This release resolves issues present in the previous release.


The locations of the Control Center client applications in the Windows **Start** menu have changed for all versions of Windows excluding Windows 8. The new locations are:

- **Start > All Programs > Forcepoint > Sidewinder Control Center v5 > 5.3.2 > Sidewinder Control Center**
- **Start > All Programs > Forcepoint > Sidewinder Control Center v5 > 5.3.2 > Sidewinder Control Center Initialization Tool**

The previous Control Center client applications have been removed from the Windows **Start** menu.

You can find additional information by using the resources listed in the table.

**Table 1: Product resources**

Component	Requirements
Help	Online Help is built into Control Center. Click <b>Help</b> on the toolbar or from a specific window.
Support	Visit <a href="https://support.forcepoint.com">https://support.forcepoint.com</a> to find: <ul style="list-style-type: none"><li>• Product documentation</li><li>• Knowledge Base articles</li><li>• Product announcements</li><li>• Technical support</li><li>• Product installation files</li><li>• Upgrades and patches</li></ul> <div data-bbox="415 1188 1446 1272"> <b>Note:</b> For information about the support life cycle, see <a href="https://support.forcepoint.com/ProductSupportLifeCycle">https://support.forcepoint.com/ProductSupportLifeCycle</a>.</div>
Product updates	Visit <a href="https://support.forcepoint.com/Downloads">https://support.forcepoint.com/Downloads</a> to get patches.

## Compatible products

Control Center version 5.3.2P10 is compatible with the following products:

- Forcepoint Sidewinder
- McAfee® ePolicy Orchestrator® Extension
- McAfee® Logon Collector
- McAfee® Endpoint Intelligence Agent (McAfee EIA)

For the latest information about the firewall products and versions that interoperate with Control Center, see Knowledge Base article [9275](#).

# Resolved issues

---

These issues are resolved in this release of the product. For a list of issues fixed in earlier releases, see the Release Notes for the specific release.

- Updates URLs to reference forcepoint.com; see Knowledge Base article [10504](#) for more information. (1114163)
- Fixes CVE-2016-1950. Includes a new nss-util rpm to fix ASN.1 buffer overflow; see Knowledge Base article [8682](#) for more information. (1114085)
- Fixes CVE-2015-5600, CVE-2015-6563, CVE-2015-6564, CVE-2015-6565, and CVE-2016-3115. Includes a new ssh rpm; see Knowledge Base article [10127](#) and Knowledge Base article [10247](#) for more information. (1083058, 1090490, and 1113966)
- Fixes CVE-2016-0723, CVE-2015-8575, CVE-2015-7566, CVE-2015-8539, CVE-2015-7550, CVE-2015-7513, CVE-2013-4312, CVE-2016-2847, CVE-2016-2782, CVE-2016-2548, CVE-2016-2547, CVE-2016-2545, CVE-2016-2384, CVE-2016-2184, CVE-2016-2085, CVE-2016-0774, CVE-2015-8816, CVE-2015-8812, CVE-2016-3689, CVE-2016-3137, CVE-2016-3136, CVE-2016-2187, CVE-2015-8746, CVE-2015-8019, CVE-2015-4178, CVE-2015-4170, CVE-2015-2672, CVE-2015-1573, CVE-2016-4913, CVE-2016-4805, CVE-2016-4794, CVE-2016-4581, CVE-2016-4580, CVE-2016-4565, CVE-2016-4557, CVE-2016-4485, CVE-2016-5829, CVE-2016-4470, CVE-2014-9904, CVE-2016-3955, and CVE-2016-7117. Includes a new kernel rpm. (1113912, 1114000, 1114001, 1114005, 1114006, 1114048, 1114099, 1114118, 1114156, and 1114267)
- Fixes CVE-2015-5288, CVE-2015-0241, CVE-2015-0243, CVE-2015-0244, and CVE-2014-8161. Includes a new postgres rpm. (1113939)
- Fixes CVE-2015-7977, CVE-2015-7978, CVE-2015-7979, CVE-2016-1547, CVE-2016-1548, CVE-2016-1550, and CVE-2016-2518. Includes a new ntp rpm; see Knowledge Base article [10212](#) and Knowledge Base article [10257](#) for more information. (1113980 and 1114012)
- Fixes CVE-2016-2105, CVE-2016-2106, CVE-2016-2107, CVE-2016-2108, CVE-2016-2109, and CVE-2016-2176. Includes a new openssl rpm; see Knowledge Base article [10250](#) for more information. (1114008)
- Fixes intermittent RADIUS authentication error. (1114137)

# Installation instructions

You can install Control Center on a physical or virtual appliance.

Patches are available from <https://support.forcepoint.com/Downloads>.

For more details, see the *Forcepoint Sidewinder Control Center Installation and Migration Guide*.

1. Install Control Center 5.3.2.
2. If the 532P02 patch is not installed, download and install the patch.



**Note:** 5.3.2P10 makes the previous 5.3.2P03 through 5.3.2P09 patches obsolete.

3. Download and install the 5.3.2P10 patch.


## Hardware appliance requirements


Before you install Control Center 5.3.2, make sure the Control Center Client application and Management Server requirements are met.

### Client application requirements

The computer that hosts the Control Center Client application must meet these requirements.

**Table 2: Client application minimum requirements**

Component	Requirements
<b>Operating system</b>	<p>One of the following Microsoft operating systems:</p> <ul style="list-style-type: none"><li>• Windows Server 2008</li><li>• Windows 7</li><li>• Windows 8</li><li>• Windows 10</li></ul> <p> <b>Note:</b> Windows 8 and Windows 10 are supported in traditional desktop mode. Tablet mode is not supported. Touchscreen is not supported.</p> <p>Compatible legacy Microsoft operating systems:</p> <ul style="list-style-type: none"><li>• Windows XP Professional</li><li>• Windows Vista</li></ul>
<b>Web browser</b>	<p>One of the following:</p> <ul style="list-style-type: none"><li>• Microsoft Internet Explorer, version 6 or later</li><li>• Mozilla Firefox, version 1.0 or later</li></ul>
<b>Hardware</b>	<ul style="list-style-type: none"><li>• 3.0 GHz Intel Pentium 4 processor or higher</li><li>• System memory<ul style="list-style-type: none"><li>• Windows Server or Windows XP — 3 GB (2 GB minimum)</li><li>• Windows Vista, Windows 7, or Windows 8 — 4 GB (3 GB minimum)</li></ul></li><li>• 150 MB of available disk space</li><li>• CD drive</li><li>• Network card (with access to network hosting the Management Server)</li><li>• USB port (for USB drive)</li></ul>

Component	Requirements
	<ul style="list-style-type: none"> <li>• USB drive formatted in MS-DOS (<i>configuration USB drive</i>)</li> </ul> <div style="border: 1px solid #ccc; padding: 5px; margin: 5px 0;">  <b>Note:</b> You must provide a configuration USB drive; the USB drive that we provided cannot be used to store the configuration file. </div> <ul style="list-style-type: none"> <li>• 1280 x 1024 display (1024 x 768 minimum)</li> <li>• Keyboard and mouse</li> <li>• Network cables</li> </ul>

## Management Server requirements

Control Center versions 5.3.0 and later use the McAfee® Linux Operating System (MLOS) 2.1.0 64-bit version.



**Important:** These requirements are applicable to both physical and virtual appliances. See the *Forcepoint Sidewinder Control Center Installation and Migration Guide* for more details.

**Table 3: Management Server minimum requirements**


Component	Requirements
<b>Hardware</b>	<ul style="list-style-type: none"> <li>• Examples: <ul style="list-style-type: none"> <li>• C1015</li> <li>• C2050</li> </ul> </li> </ul>

## Virtual appliance requirements

The Forcepoint Sidewinder Control Center, Virtual Appliance runs on the VMware ESX 4.1 update 2 or later hypervisor operating system, providing flexible security for your virtual environment.

To run Control Center, Virtual Appliance, the following requirements must be met.

**Table 4: System requirements**

Component	Requirements
<b>Control Center, Virtual Appliance</b>	
<b>VMware server</b>	VMware ESX version 4.1 update 2 or later <div style="border: 1px solid #ccc; padding: 5px; margin: 5px 0;">  <b>Tip:</b> Make sure that VT (Virtual Technology) is enabled in your computer BIOS. </div>
<b>Hardware</b>	<ul style="list-style-type: none"> <li>• Any server-class type hardware. Examples: <ul style="list-style-type: none"> <li>• Dell R910</li> <li>• Dell R610</li> </ul> </li> </ul>
<b>CPU</b>	One virtual processor
<b>Memory</b>	1 GB minimum (Recommended 2 GB)
<b>Drives</b>	150 GB of available disk space

Component	Requirements
	<div data-bbox="386 174 435 226"></div> <p data-bbox="475 180 1377 275"><b>Note:</b> Hard drive space is thin provisioned. 150 GB is the maximum amount of disk space the virtual machine requires. A minimal installation uses approximately 5 GB of disk space and increase as needed.</p> <div data-bbox="386 331 435 384"></div> <p data-bbox="475 338 1419 369"><b>Note:</b> For a VMDK installation, we recommend that you select thin provisioning.</p>
<b>Control Center Client application</b>	
<b>Operating system</b>	<p data-bbox="378 491 956 522">One of the following Microsoft operating systems:</p> <ul data-bbox="378 537 675 674" style="list-style-type: none"> <li data-bbox="378 537 675 569">• Windows Server 2008</li> <li data-bbox="378 575 545 606">• Windows 7</li> <li data-bbox="378 613 545 644">• Windows 8</li> <li data-bbox="378 651 561 682">• Windows 10</li> </ul> <div data-bbox="420 701 469 753"></div> <p data-bbox="513 707 1433 770"><b>Note:</b> Windows 8 and Windows 10 are supported in traditional desktop mode. Tablet mode is not supported. Touchscreen is not supported.</p> <p data-bbox="378 800 940 831">Compatible legacy Microsoft operating systems:</p> <ul data-bbox="378 846 719 909" style="list-style-type: none"> <li data-bbox="378 846 719 877">• Windows XP Professional</li> <li data-bbox="378 884 589 915">• Windows Vista</li> </ul>
<b>Monitor</b>	1024 x 768 or higher
<b>Network interface card</b>	Access to the network hosting your Control Center, Virtual Appliance
<b>Browser</b>	<ul data-bbox="378 1115 940 1178" style="list-style-type: none"> <li data-bbox="378 1115 940 1146">• Microsoft Internet Explorer, version 6 or later</li> <li data-bbox="378 1152 821 1184">• Mozilla Firefox, version 1.0 or later</li> </ul>

# Known issues

---

For known issues in this product release, see Knowledge Base article [9762](#).



# Find product documentation

---

On the Forcepoint support website, you can find information about a released product, including product documentation, technical articles, and more.

You can get additional information and support for your product on the Forcepoint support website at <https://support.forcepoint.com>. There, you can access product documentation, Knowledge Base articles, downloads, cases, and contact information.

## Product documentation

---

Forcepoint Sidewinder Control Center documentation set includes the following:

### Typical documents

- *Forcepoint Sidewinder Control Center Release Notes*
- *Forcepoint Sidewinder Control Center Product Guide*
- *Forcepoint Sidewinder Control Center Online Help*

### Hardware

- *Firewall Enterprise Control Center Installation USB Drive Product Note*
- *Forcepoint Sidewinder Control Center Hardware Guide, C Models*
- *Forcepoint Sidewinder Control Center Installation and Migration Guide*
- *Forcepoint Sidewinder Control Center Quick Start Guide*

### Certification

- *Firewall Enterprise Control Center Common Criteria Evaluated Configuration Guide*
- *Firewall Enterprise Control Center FIPS 140-2 Configuration Guide*
- *Firewall Enterprise Control Center FIPS 140-2 Level 2 Kit Installation Guide*

Copyright © 1996 - 2016 Forcepoint LLC  
Forcepoint™ is a trademark of Forcepoint LLC.  
SureView®, ThreatSeeker®, TRITON®, Sidewinder® and Stonesoft® are registered trademarks of Forcepoint LLC.  
Raytheon is a registered trademark of Raytheon Company.  
All other trademarks and registered trademarks are property of their respective owners.