

# v8.5.5 Release Notes for Forcepoint Appliances

Release Notes | Forcepoint Appliances | v8.5.5

Use these Release Notes to learn about what is new and improved for Forcepoint™ V Series, X Series, and Virtual Appliances in version 8.5.5.



---

**Important**

Some older V10000 and V5000 appliances are not supported with versions of 8.0 and higher. See [V Series appliance models supported with version 8.5.5](#), page 7.

---

## Contents

- [New for v8.5.5 Forcepoint appliances](#), page 2
- [Resolved and known issues for v8.5.5 V Series and X Series appliances](#), page 10

For information about which product versions are supported on which appliance platforms, see [Forcepoint solutions on Forcepoint appliance platforms](#), page 2, and the Forcepoint [appliance compatibility matrix](#).

For information about getting started with Forcepoint appliances, see [Forcepoint Appliances Getting Started](#).

For information about upgrading Forcepoint appliances, see:

- [V Series, X Series, and Virtual Appliance Upgrade Guide](#)
- [V Series Upgrade Guide](#)
- [X Series Upgrade Guide](#)
- [Upgrading V Series Dual Mode Appliances](#)
- [Upgrading to Forcepoint Email Security](#)
- [Upgrade Instructions: Forcepoint Web Security](#)



















# New for v8.5.5 Forcepoint appliances

Release Notes | Forcepoint Appliances | v8.5.5

Forcepoint is pleased to release version 8.5.5 of the Forcepoint appliance infrastructure. For more information on new appliance features, see the [Forcepoint Appliances Getting Started Guide](#).

- [Forcepoint solutions on Forcepoint appliance platforms](#), page 2
- [Direct upgrade to v8.5.5](#), page 6
- [V Series appliance models supported with version 8.5.5](#), page 7
- [Stronger default ciphers](#), page 8
- [DLP Analytics Engine Virtual Appliance](#), page 8
- [Increased partition size](#), page 8
- [OpenSSL](#), page 8
- [Security updates](#), page 9
- [Forcepoint Appliances documentation](#), page 9

## Forcepoint solutions on Forcepoint appliance platforms

Product/Platform	V5000	V10000	V20000	X10G	VMware	Azure
Forcepoint Email Security						
Forcepoint Web Security						
Network Agent						
Forcepoint URL Filtering						
Network Agent						
Forcepoint DLP Analytics Engine						

For detailed information about deploying any of the Forcepoint DLP solutions on Forcepoint appliances, see the Forcepoint DLP section of the [Forcepoint documentation](#) page.

For detailed information about deploying Forcepoint Web Security Cloud with an i-Series appliance, see the Forcepoint i-Series Appliance section of the [Forcepoint documentation](#) page.

## V Series specifications

1 rack-unit form factor

See the [V Series Appliance datasheet](#) (PDF on the Forcepoint website) for specifications of the currently shipping model.

### V20000

#### Supported solutions

- Forcepoint Email Security (certified)
- Forcepoint Web Security (certified)

#### Supported models with v8.5.5

- V20000 G1

#### Network interfaces

All V20000 appliances come with 6 physical Ethernet interfaces

**C** — Supports Forcepoint appliance management communication

**P1, P2** — Support Content Gateway (web proxy) traffic (Email Security and Web Security)

**E1, E2** — Used for bonding with P1/P2

**N** — Supports Network Agent (Web protection solutions)

**Interface bonding:** With Forcepoint Web Security and Forcepoint Email Security, interfaces P1 and E1 can be bonded, and interfaces P2 and E2 can be bonded.

**Fiber NICs:** Supports fiber NICs for C and N interfaces (requires 3 dual-port NICs to be installed).

### V10000

#### Supported solutions

- Forcepoint Email Security (certified)
- Forcepoint Web Security (certified)

#### Supported models with v8.5.5

- V10000 G4 R1
- V10000 G4 R2

#### Network interfaces

All V10000 appliances come with 6 physical Ethernet interfaces

C — Supports Forcepoint appliance management communication

**P1, P2**

- (G4 R1) Support Content Gateway (web proxy) traffic (Web Security)
- (G4 R2) Support Email Security and MTA traffic

**E1, E2**

- (G4 R1) Support Email Security and MTA traffic
- (G4 R2) Used for bonding with P1/P2

N — Supports Network Agent (Web protection solutions)

**Interface bonding:** With Forcepoint Web Security and Forcepoint Email Security, interfaces P1 and E1 can be bonded, and interfaces P2 and E2 can be bonded.

## V5000

### Supported solutions

- Forcepoint Email Security (certified)
- Forcepoint Web Security (certified)
- Forcepoint URL Filtering (certified)

### Supported models with v8.5.5

- V5000 G4 R1
- V5000 G4 R2

### Network interfaces

All V5000 appliances come with 4 physical Ethernet interfaces.

C — Supports Forcepoint appliance management communication

**P1, P2** — Support Content Gateway (web proxy) traffic (Forcepoint Web Security) or MTA traffic (Forcepoint Email Security)

N — Supports Network Agent (Web protection solutions)

## X Series specifications

10 rack-unit form factor; chassis hosts up to 16 X10G blade servers

See the [X Series Appliance datasheet](#) (PDF on the Forcepoint website) for specifications of the currently shipping model.

### Supported solutions

- Forcepoint Email Security (certified)
- Forcepoint Web Security (certified)

## Supported models with v8.5.5

- X10G G2 R1 blade server
- X10G G2 R2 blade server

## Network interfaces

All X Series appliances come with 2 PowerConnect M6220 switches. Each supports 2 10Gb SFP+ ports.

All X10G security blades support 3 virtual Ethernet interfaces.

**C** — Supports Forcepoint appliance management communication

**P1, P2** — Support Content Gateway (web proxy) traffic (Forcepoint Web Security) or MTA traffic (Forcepoint Email Security)

# Forcepoint Virtual Appliance for Web and Email specifications

## ESXi VMware

Version 8.5.5 Web and Email Virtual Appliances are certified and supported for VMware ESXi 7.0 / 6.7 / 6.5 / 6.0. A stable release of ESXi is recommended to avoid unexpected issues.



### Note

For ESXi 6.7 and 7.0, users **must** use the 8.5.4 or 8.5.5 version OVA file to create a new VM. Versions 8.5.3 and earlier will **not** deploy and is **not** supported on ESXi 6.7 or 7.0.

## Supported solutions

- Forcepoint Email Security (certified)
- Forcepoint Web Security (certified)
- Forcepoint URL Filtering (certified)

## Forcepoint Email Security VM specification

The install OVA creates a virtual machine with the following specifications:

- 4 CPU cores
- 12 GB RAM
- 1 - 100 GB disk
- 1 - 245 GB disk
- 4 E1000 virtual network interfaces

## Network interfaces

All Forcepoint Email Security VMware virtual appliances come with four (4) virtual Ethernet interfaces.

**C** - Supports Forcepoint appliance management communication

**P1, P2** - Support MTA traffic

**N** - Reserved

## Forcepoint Web Security VM specification



### Note

The policy mode **Filtering only** is not supported on VMware virtual appliances with version 8.5.5.

---

The install OVA creates a virtual machine with the following specifications:

- 6 CPU cores
- 16 GB RAM
- 1 - 128 GB disk
- 1 - 129 GB disk
- 4 E1000 virtual network interfaces (1 reserved port)

### Network interfaces

All Forcepoint Web Security VMware virtual appliances come with 4 virtual Ethernet interfaces.

**C** - Supports Forcepoint appliance management communication

**P1, P2** - Support Content Gateway web proxy traffic

**N** - Reserved; Network Agent and Content Gateway decryption port mirror are not supported on VMware virtual appliances in v8.5.5.

## Direct upgrade to v8.5.5

---

V Series appliances can be upgraded to 8.5.5 from 8.4.0, 8.5.0, 8.5.3, and 8.5.4.

X Series appliances can be upgraded to 8.5.5 from 8.4.0, 8.5.0, 8.5.3, and 8.5.4.



### Important

**Dual Mode** appliances are not supported with version 8.3.0 and higher. Either TRITON AP-EMAIL or the web protection solution must be migrated to a new appliance.

---

DLP Analytics Engine (VA) supports upgrades to 8.5.5 from 8.5.3 and 8.5.4.

For upgrade instructions, see:

- [V Series, X Series, and Virtual Appliance Upgrade Guide](#)
- [V Series Upgrade Guide](#)
- [X Series Upgrade Guide](#)
- [Upgrading V Series Dual Mode Appliances](#)
- [Upgrading to Forcepoint Email Security v8.5](#)
- [Upgrade Guide: Forcepoint Web Security](#)

Upgrades from Appliance version 8.3.x require the ISO file type to upgrade to Appliance version 8.4.0 and later. This ISO file (“v8.4.0 Unified Appliance Installer”) is available on the [Forcepoint Downloads page](#).

## **V Series appliance models supported with version 8.5.5**

Version 8.5.5 is supported on these V Series appliances:

<b>V20000</b>	<b>V10000</b>	<b>V5000</b>
V20000 G1	V10000 G4	V5000 G4 R1
	V10000 G4 R2	V5000 G4 R2

Older V10000 G2 and V5000 G2 appliances, known as revision 1 (R1) or revision 2 (R2) appliances, are not supported with version 8.0.0 and higher. These models stopped shipping:

V10000 G2 R1:	Third quarter, 2011
V5000 G2 R1:	First quarter, 2012
V10000 G2 R2	Third quarter, 2017
V10000 G3 R1	Fourth quarter, 2018

If you plan to upgrade from any version of 7.x to any version of 8.x, you should verify the full hardware platform model of the appliances you plan to upgrade.

In some cases your hardware platform information is available on the **Configuration > System** page in the Appliance manager. Refer to the **System Information** box at the top of the page.

System	
System Information	
Hostname:	V10KG3.example.com
Security mode:	Web and Email
Appliance Version:	8.0.0
Hardware Platform:	V10000 G3
Date/time:	Apr 10, 2015 01:06:59 GMT
Uptime:	31 Days 14 Hours 17 Minutes

This will tell you if you have a G3 or G4 appliance. However, for V10000 G2 and V5000 G2 machines, the summary does not indicate whether the appliance is an R1 or R2 model. V5000 G2R2 is not supported on v8.5.5.

If you have a G2 appliance, use the following steps to determine if it's R1 or R2 hardware.

1. Record your appliance service tag numbers (STN). You can find the STN printed on the pull out tag on the front of the appliance, behind the bezel (if installed). The STN is a 7 character code (for example: 9DZTBQ1).
2. Contact Forcepoint Technical Support and request assistance in identifying the full model version of your appliances.

## Stronger default ciphers

---

Appliance version 8.5.5 includes the implementation of stronger default ciphers for the API and Single Sign-On.

## DLP Analytics Engine Virtual Appliance

---

The DLP Analytics Engine virtual appliance can now be upgraded from versions 8.5.3 and 8.5.4 to version 8.5.5.

## OpenSSL

---

The 8.5.5 Appliance contains the latest recommended OpenSSL security packages, version 1.0.2y. The Email Security and Web Security containers continue to use Forcepoint's custom-built OpenSSL package.



## Security updates

---

This release addresses the following Common Vulnerabilities and Exposures.

- ODBC String Vulnerability
- Flask < 0.12.3 Denial of Service Vulnerability
- Port 443 TLS Version 1.0 Protocol Detection Vulnerability
- Stored Cross-Site Scripting (XSS) Vulnerability



### Note

Separate BIOS updates are required.

---

## Forcepoint Appliances documentation

---

All Forcepoint appliances share common operating and maintenance procedures.

The Forcepoint Appliances documentation set includes:

- This document — [Forcepoint Appliances Release Notes](#)
- [Forcepoint Appliances Getting Started Guide](#)
- [Forcepoint Appliances CLI Guide](#)
- [Upgrading to Forcepoint Email Security v8.5](#)
- [Upgrade Guide: Forcepoint Web Security](#)
- [V Series, X Series, and Virtual Appliance Upgrade Guide](#)
- [V Series Upgrade Guide](#)
- [V Series Dual Mode Upgrade Guide](#)
- [V Series Quick Start Posters](#)
- [X Series Upgrade Guide](#)
- [X Series Quick Start Posters](#)
- [X Series Switch Configuration Guide](#)
- [X Series Fiber Optics Kit](#)
- [10GbE NIC Installation Guide](#)

All Forcepoint documentation, including documents specific to Forcepoint Email Security, Forcepoint Web Security, Forcepoint URL Filtering, and Forcepoint Security Manager can be accessed at [support.forcepoint.com/documentation](https://support.forcepoint.com/documentation).

# Resolved and known issues for v8.5.5 V Series and X Series appliances

Release Notes | Forcepoint Appliances | v8.5.5

A [list of known issues](#) in this release is available to Forcepoint Email Security, Forcepoint Web Security, and Forcepoint URL Filtering customers.