

websense®

COST OF DATA BREACHES

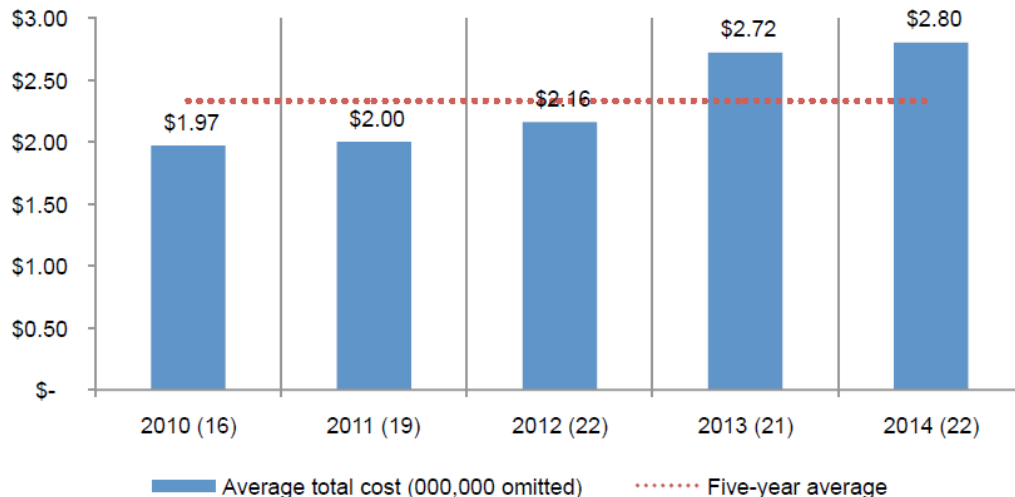
TRITON STOPS MORE THREATS. WE CAN PROVE IT.



websense
TRITON™

Australia Data Breach Cost Impact

AVG Total Organisational Cost of Data Breach Over 5 Years (\$M)



2013: Cryptolocker Ransomware

US\$27M+ in ransom payments made in 2 months, 230,000 computers affected

AVG per capita cost of a data breach caused by
DATA THEFT or ABUSE

\$161

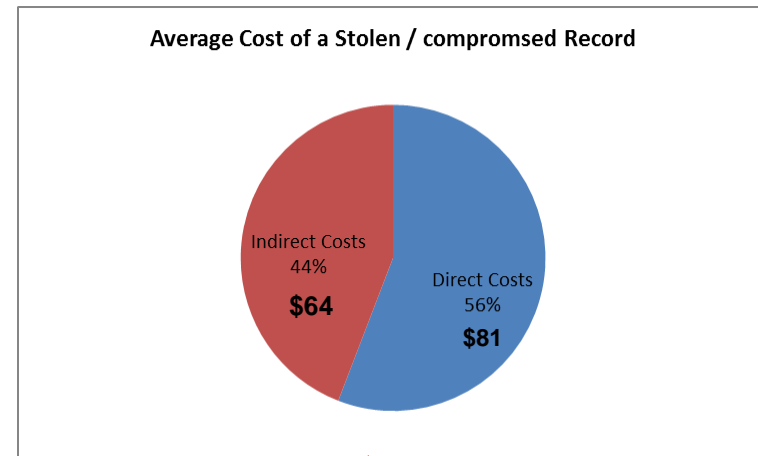
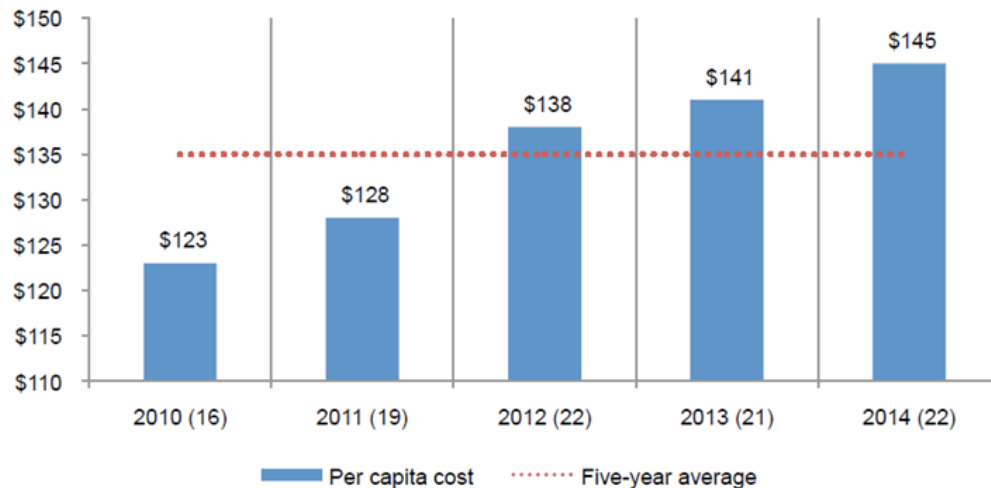
AVG per capita cost of a data breach caused by
NEGLIGENT EMPLOYEES

\$136

AVG per capita cost of a data breach caused by
SYSTEM GLITCH

\$128

Avg Per Capita Cost of Data Breach over 5 Years

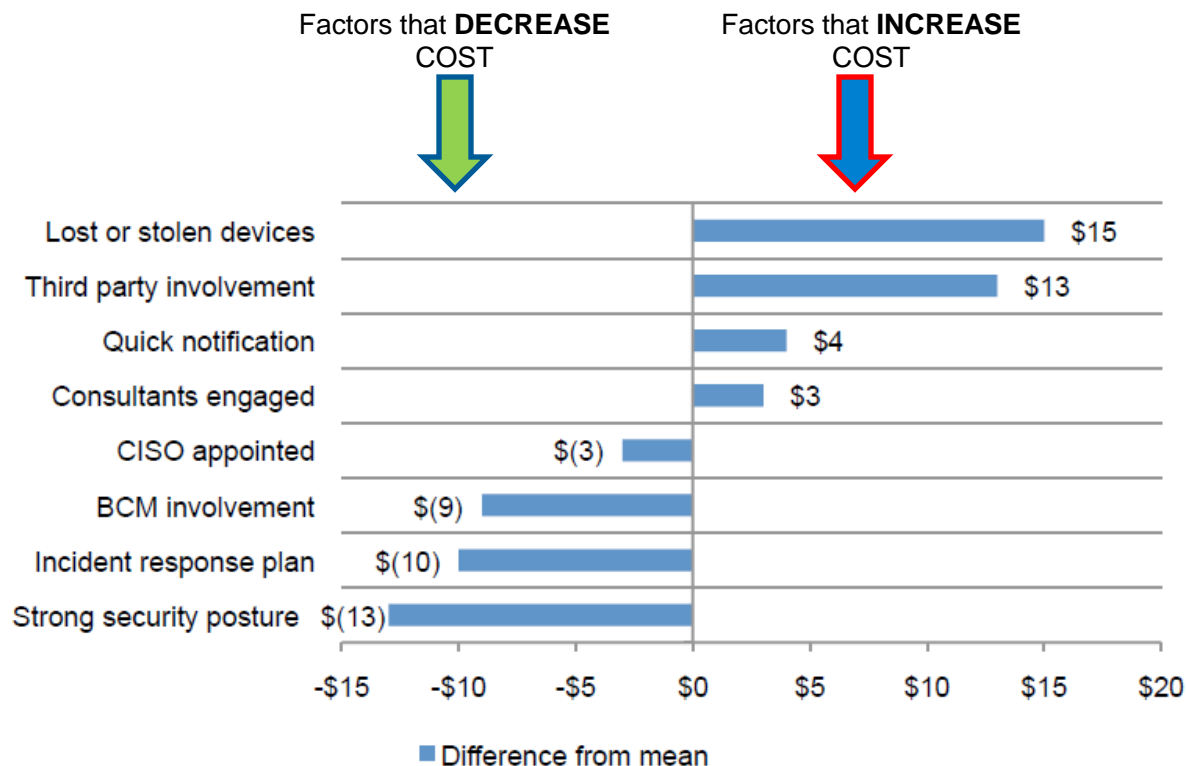


AVG Cost = \$145 per capita

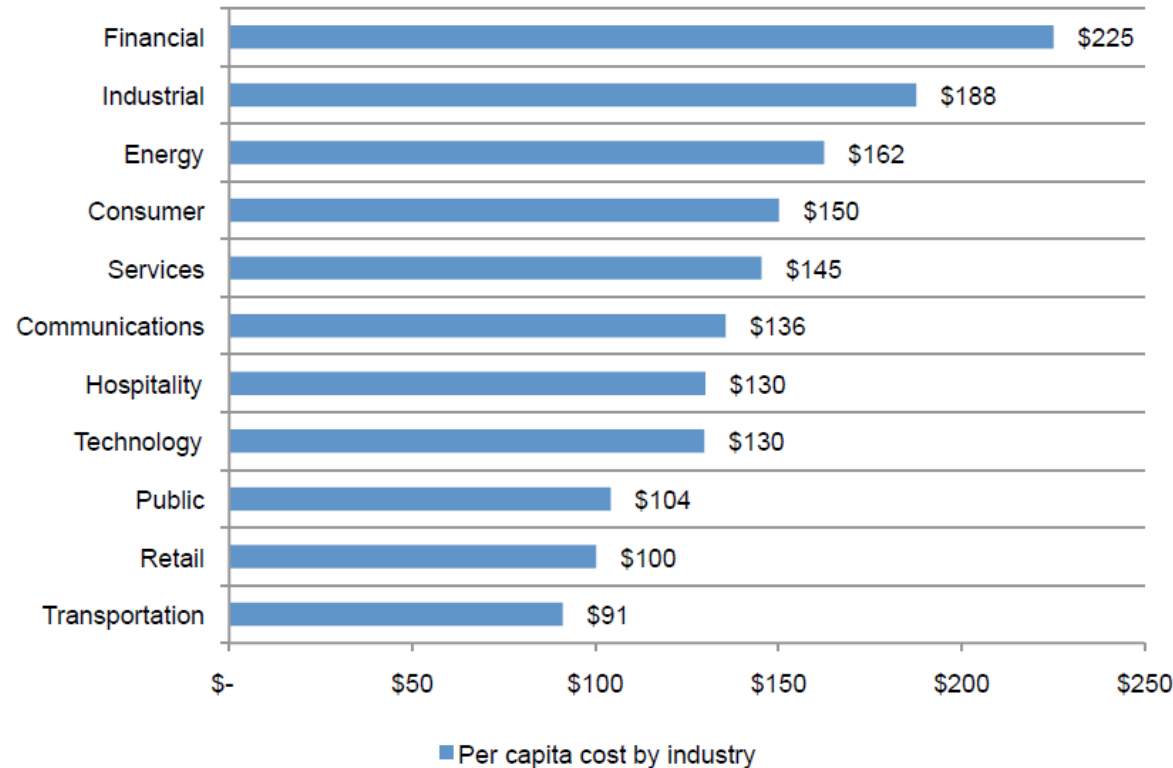
Direct Costs: Costs to resolve data breach = \$81

Indirect Costs: Customer churn after breach = \$64

Impact Factors on the Cost of a Data Breach



Average Data Breach Costs per Capita by Industry (Australia)



Source: 2014 Cost of Data Breach Study: Australia
Ponemon Institute Research Report, May 2014

Data for sale. What a bargain!

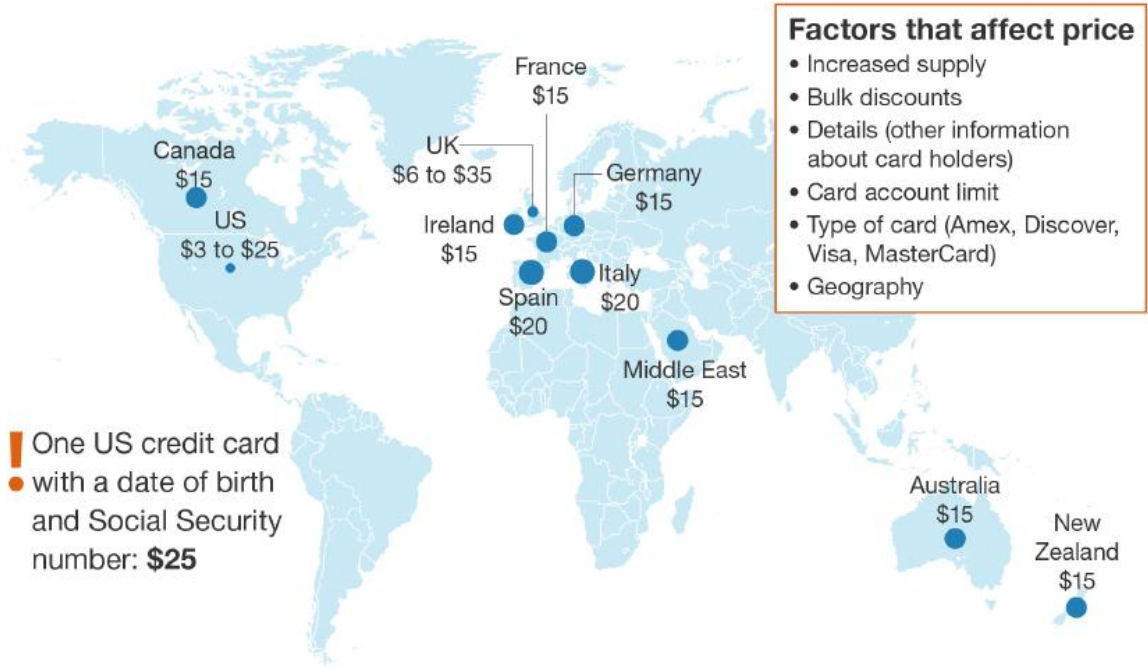
Russian Cybercriminal Underground Market Product Offerings			
Product	2011 Price	2012 Price	2013 Price
Credit card credentials (per card):			
• American	US\$2.50	US\$1	US\$1
• Australian	US\$7	US\$5	US\$4
• Canadian	US\$5	US\$5	US\$4
• German	US\$9	US\$7	US\$6
• British	US\$7	US\$6–8	US\$5

US \$100

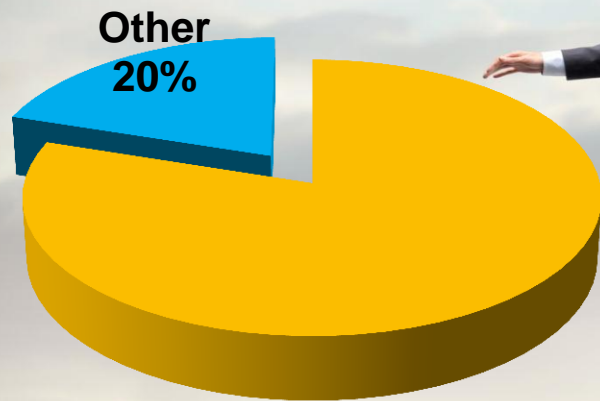
- Facebook account
- Gmail account

Source: <http://www.trendmicro.com/cloud-content/us/pdfs/security-intelligence/white-papers/wp-russian-underground-revisited.pdf>

Average prices in April 2014 by country



Source: CSID CyberAgent



**80% OF THE SPEND
IS 30% EFFECTIVE AT
SECURING THE
BUSINESS.**

Redirect investments to be: Data Centric & Risk Based

websense®

END

TRITON STOPS MORE THREATS. WE CAN PROVE IT.



websense
TRITON™