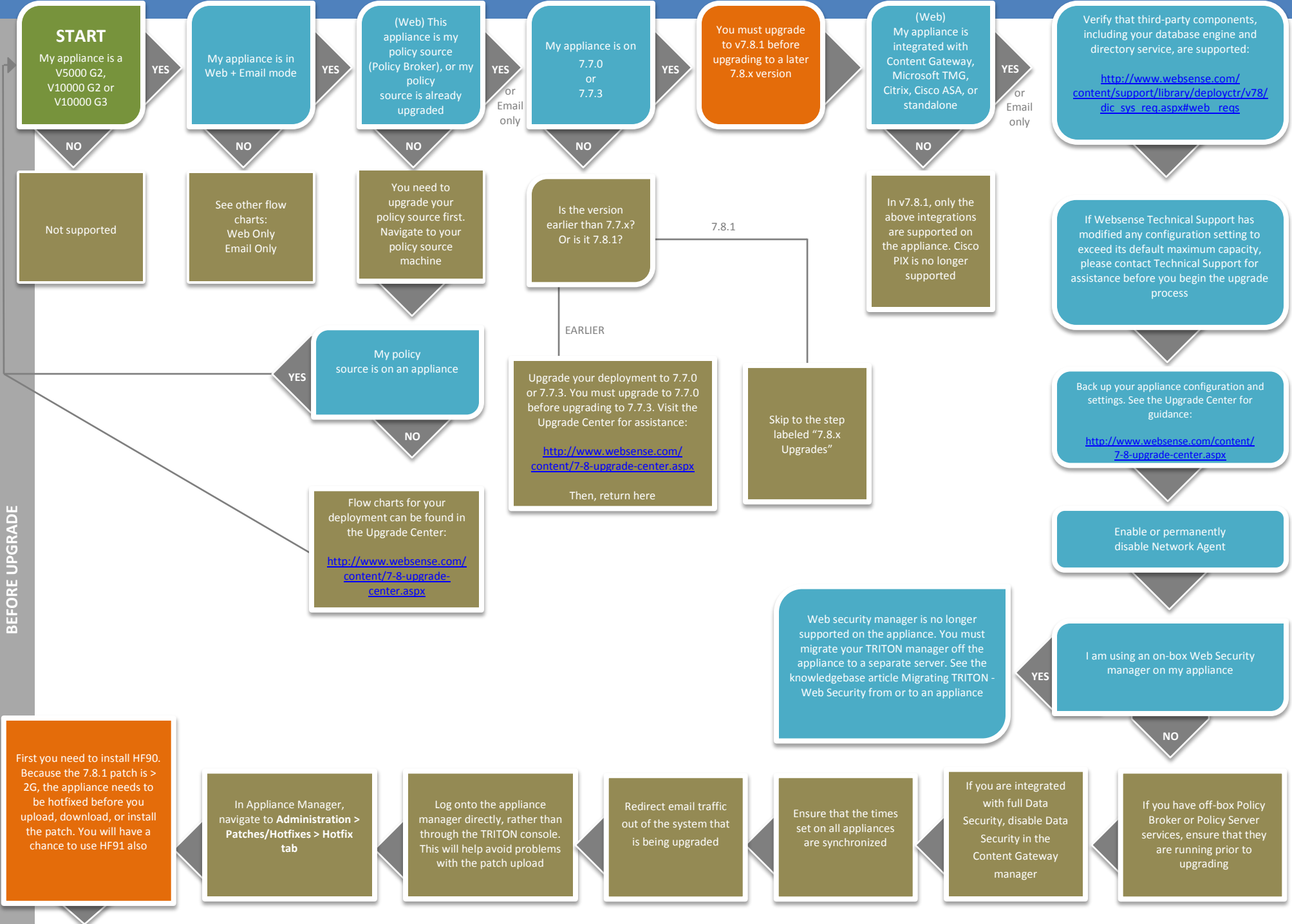


Upgrading Dual Mode (Web + Email) appliances from v7.7.x to v7.8.x on V-Series

Review the appropriate v7.8.x Release Notes prior to upgrade



BEFORE UPGRADE

First you need to install HF90. Because the 7.8.1 patch is > 2G, the appliance needs to be hotfixed before you upload, download, or install the patch. You will have a chance to use HF91 also

In Appliance Manager, navigate to **Administration > Patches/Hotfixes > Hotfix tab**

Log onto the appliance manager directly, rather than through the TRITON console. This will help avoid problems with the patch upload

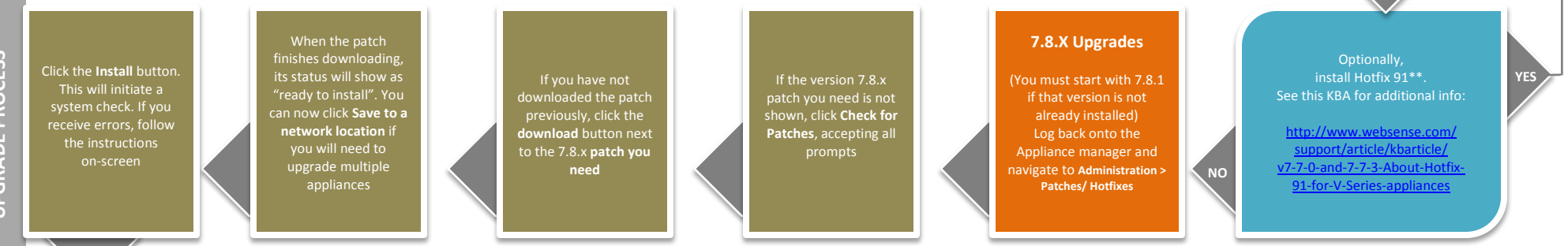
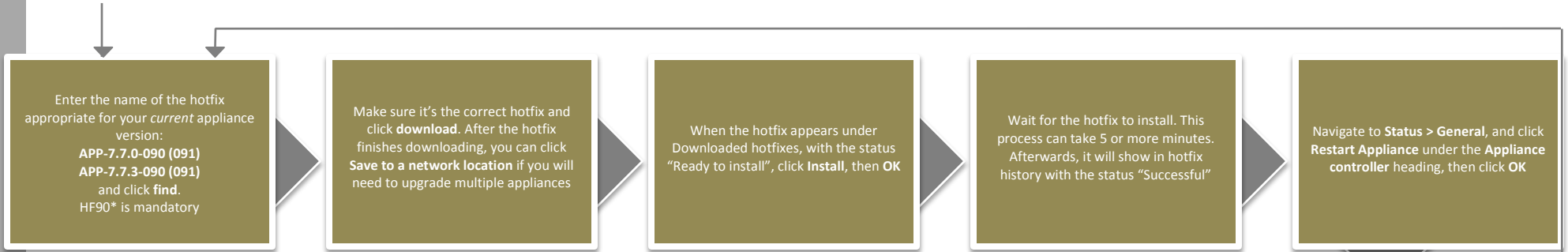
Redirect email traffic out of the system that is being upgraded

Ensure that the times set on all appliances are synchronized

If you are integrated with full Data Security, disable Data Security in the Content Gateway manager

If you have off-box Policy Broker or Policy Server services, ensure that they are running prior to upgrading

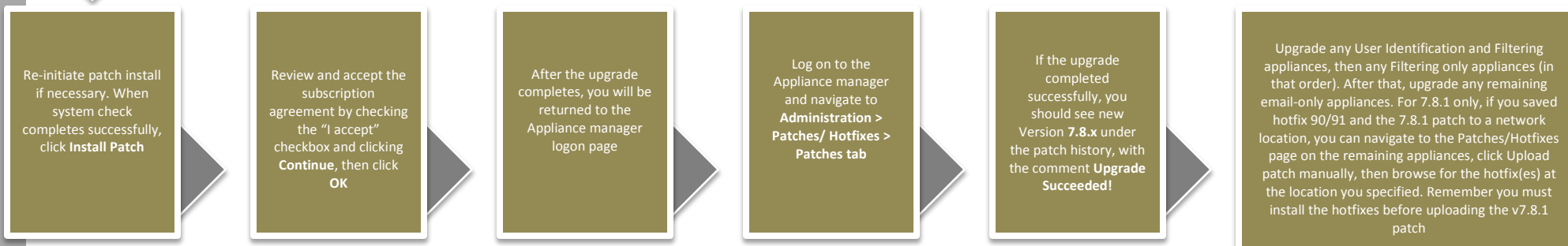
UPGRADE PROCESS



Optionally, install Hotfix 91**.
See this KBA for additional info:
<http://www.websense.com/support/article/kbarticle/v7-7-0-and-7-7-3-About-Hotfix-91-for-V-Series-appliances>

YES

NO



Upgrade any User Identification and Filtering appliances, then any Filtering only appliances (in that order). After that, upgrade any remaining email-only appliances. For 7.8.1 only, if you saved hotfix 90/91 and the 7.8.1 patch to a network location, you can navigate to the Patches/Hotfixes page on the remaining appliances, click Upload patch manually, then browse for the hotfix(es) at the location you specified. Remember you must install the hotfixes before uploading the v7.8.1 patch

AFTER UPGRADE



*HF90 changes the patch system framework, to enable the appliance to download and upload patch files larger than 2G. It also adds some essential pre-check code

**HF91 expands the backup partition that stores snapshots and backups, for those requiring extra backup space prior to upgrading